

# Non-household Indicative Wholesale Charges Scheme 2023/2024

Published October 2022



YorkshireWater

1

2

# Navigating this document

## Contents page

The contents page links out to every section within this document. Clicking on a specific section will instantly take you to it.

- 1 Click on the contents button to return to the contents page.
- 2 The back button returns you to the last page you visited.
- 3 This button takes you to the previous page.
- 4 This button takes you to the next page.

3

There are also many other clickable links within this document which we've made easy to spot by underlining and **highlighting** them in blue. If you click on one of these links, but then wish to navigate back to the page you were viewing previously, simply click the 'Back' button at the top of the page.

4

# Contents

This report is set out into colour-coded sections to help you navigate the report easily. Click on the section you are interested in on the contents page and it will navigate you to that section.

The report is structured as follows:

<b>1</b>	<b>Board Assurance Statement</b>	<b>04</b>
<b>2</b>	<b>Non-household stakeholder contact information</b>	<b>07</b>
<b>3</b>	<b>About this document</b>	<b>09</b>
<b>4</b>	<b>Non-household indicative wholesale charges 2023/2024</b>	<b>11</b>
	Water charges – Yorkshire Water	12
	Water charges – York Waterworks	13
	Sewerage charges	14
	Surface water charges	16
	Trade effluent charges	17
	Ofwat PR14 Template	18

# 1. Board Assurance Statement



# 2023/2024 Indicative Wholesale Charges Board Assurance Statement

**In making this assurance statement, the Board has considered the requirements set out by Ofwat in its Wholesale Charging Rules, published in October 2021, and confirms that, to the best of its knowledge, having made all due inquiries and based on sources of evidence, that:**

- a) the company complies with its legal obligations relating to the indicative Wholesale Charges it has published;
- b) the Board has assessed the effects of the new charges on water supply and sewerage licensees (as a whole or in groups) who are retailing wholesale services and on customers occupying Eligible Premises (as a whole or in groups) and approves the impact assessments and handling strategies developed in instances where bill increases for licensees (as a whole or in groups) who are retailing wholesale services and on customers occupying Eligible Premises (as a whole or in groups) exceed 5%;
- c) the company has appropriate systems and processes in place (including up-to-date models and data) to make sure that the information published about its indicative Wholesale Charges is accurate;
- d) the company has consulted with relevant stakeholders in a timely and effective manner on its indicative Wholesale Charges;

The Board would like to highlight that whilst we have not made any significant changes to methodology or introduced any new tariffs, we have seen an increase in our bill assessment impact of between 6.6% to 8.5%.

The increase in our bill impact assessment is linked to the current high forecasts of November CPIH, which is currently at 8.7%, and to impacts on our underlying forecasts of customers and consumption relating to the ongoing economic climate.

We have set our indicative Wholesale Charges using a reasonable expectation of the allowed revenues that we will receive using the information as published within our 2021/2022 Annual Performance Report (APR), which may change following the outcome of Ofwat's in-period determination process.

After taking the considerations noted above, we anticipate that the final Wholesale Charges will differ by more than an indexation variance to the indicative Wholesale Charges. As per the Wholesale Charging guidance we will publish the explanation of movements within the Board Assurance Statement, which will accompany the Final Wholesale Charges.


## 2023/2024 Indicative Wholesale Charges Board Assurance Statement

### Signed by Yorkshire Water Services Limited Board of Directors

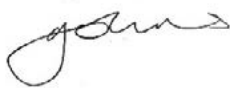
The Board owns and is accountable for the development of the indicative Wholesale Charges document. The indicative Wholesale Charges document and this supporting assurance statement was approved collectively by the Board in October 2022.



**Vanda Murray**  
Independent Chair



**Nicola Shaw**  
Chief Executive




**Chris Johns**  
Chief Finance Officer



**Raymond O'Toole**  
Non-Executive Director



**Andrew Merrick**  
Independent Non-Executive Director



**Julia Unwin**  
Independent Non-Executive Director



**Andrew Wyllie**  
Independent Non-Executive Director



**Andrew Dench**  
Non-Executive Director



**Scott Auty**  
Non-Executive Director



**Russ Houlden**  
Non-Executive Director

# 2. Non-household stakeholder contact information



# Non-household stakeholder contact information

## Existing and potential Water Supply and Sewerage Licensee (WSSL):

Please contact us with any queries  
or feedback you may have.

### Wholesale Service Desk:

Please call on **0344 9020228**

Email: [wholesaleservicedesk@yorkshirewater.co.uk](mailto:wholesaleservicedesk@yorkshirewater.co.uk)

### Non-household customers:

Please contact your Retailer directly

### Yorkshire Water main offices:

Head Office and Registered Office:

**Western House,  
Western Way,  
Halifax Road,  
Bradford, BD6 2SZ**

**Tel: (01274) 691111**





# 3. About this Document



# Indicative wholesale charges 2023/2024

## About this document

**This document sets out a summary of the indicative primary Wholesale Charges for 2023/2024 of Yorkshire Water Services Limited (Yorkshire Water), made in line with the Wholesale Charging Rules issued by Ofwat under sections 66E and 117I of the Water Industry Act 1991.**

The Board would like to highlight that whilst we have not made any significant changes to methodology or introduced any new tariffs, we have seen an increase in our bill assessment impact of between 6.6% to 8.5%.

The increase in our bill impact assessment is linked to the current high forecasts of November CPIH, which is currently at 8.7%, and to impacts on our underlying forecasts of customers and consumption relating to the ongoing economic climate.

We have set our indicative Wholesale Charges using a reasonable expectation of the allowed revenues that we will receive using the information as published within our 2021/2022 Annual Performance Report (APR), which may change following the outcome of Ofwat's in-period determination process.

After taking the considerations noted above, we anticipate that the final Wholesale Charges will differ by more than an indexation variance to the indicative Wholesale Charges. As per the Wholesale Charging guidance we will publish the explanation of movements within the Board Assurance Statement, which will accompany the Final Wholesale Charges.


The indicative Wholesale Charges scheme is to be used in conjunction with the codes: [mosl.co.uk/market-codes](https://mosl.co.uk/market-codes)

Please refer to the 'Wholesale Charges 2022/2023' for interpretations, terms and conditions. [yorkshirewater.com/business/wholesale-charges](https://yorkshirewater.com/business/wholesale-charges)

This document contains our signed Board Assurance Statement. The Board Assurance Statement was signed following our assurance of the process in calculating the Charges.

- a. All Charges contained within this document are subject to the addition of any VAT chargeable per the Wholesale Retail Code.
- b. Final Wholesale Charges 2023/2024 will be published in January 2023.

# 4. Non-household indicative wholesale charges 2023/2024



## Non-household indicative wholesale charges 2023/2024

Yorkshire Water indicative water charges (excluding York Waterworks).

Description	Units	2023/2024 Indicative wholesale non-household charges	CMOS Tariff code	CMOS Tariff name	CMOS Tariff report name
<b>Unmeasured non-household</b>					
Rateable value charge	p/£RV	180.95	UWVYWS	Unmeasured Water	UWRVPoundage
Fixed charge (low consumption)	£	47.38	UWVYWS	Unmeasured Water	UWFixedCharge
<b>Assessed non-household</b>					
Fixed charge (low consumption)	£	47.38	AWIYWS	Assessed Water	AWBandCharge Band 1
Assessed - Small (145m <sup>3</sup> )	£ per annum	229.02	AWIYWS	Assessed Water	AWBandCharge Band 2
Assessed - Medium (255m <sup>3</sup> )	£ per annum	402.76	AWIYWS	Assessed Water	AWBandCharge Band 3
Assessed - Large (550m <sup>3</sup> )	£ per annum	868.70	AWIYWS	Assessed Water	AWBandCharge Band 4
Assessed - Extra large (1000m <sup>3</sup> )	£ per annum	1,579.45	AWIYWS	Assessed Water	AWBandCharge Band 5
<b>Measured non-household</b>					
<b>Volumetric charge less than 50 thousand cubic metres</b>					
Standard tariff 0-5 thousand cubic metres per annum	p/m <sup>3</sup>	157.95	MWIYWS	Measured Water	Metered Volumetric Charges
Standard tariff 5-50 thousand cubic metres per annum	p/m <sup>3</sup>	157.95	MWIYWS	Measured Water	Metered Volumetric Charges
<b>Volumetric charge more than 50 thousand cubic metres</b>					
Banded tariff: <50 thousand cubic metres per annum	p/m <sup>3</sup>	157.95	FWIYWS	Measured Water Falling Block 1	Metered Volumetric Charges
Banded tariff: >50 to 250 thousand cubic metres per annum	p/m <sup>3</sup>	100.86	FW2YWS	Measured Water Falling Block 2	Metered Volumetric Charges
Banded tariff: >250 thousand cubic metres per annum	p/m <sup>3</sup>	85.13	FW3YWS	Measured Water Falling Block 3	Metered Volumetric Charges

## York Waterworks indicative water charges.

Description	Units	2023/2024 Indicative wholesale non-household charges	CMOS Tariff code	CMOS Tariff name	CMOS Tariff report name
<b>Unmeasured non-household</b>					
Rateable value charge	p/£RV	104.57	UWVYOR	Unmeasured Water (York)	UWRVPoundage
Fixed charge (low consumption)	£	26.26	UWIFYOR	Unmeasured Water (York)	UWFixedCharge
<b>Assessed non-household</b>					
Fixed charge (low consumption)	£	26.26	AWIYOR	Assessed Water (York)	AWBandCharge Band 1
Assessed – Small (145m <sup>3</sup> )	£ per annum	126.90	AWIYOR	Assessed Water (York)	AWBandCharge Band 2
Assessed – Medium (255m <sup>3</sup> )	£ per annum	223.17	AWIYOR	Assessed Water (York)	AWBandCharge Band 3
Assessed – Large (550m <sup>3</sup> )	£ per annum	481.34	AWIYOR	Assessed Water (York)	AWBandCharge Band 4
Assessed – Extra Large (1,000m <sup>3</sup> )	£ per annum	875.17	AWIYOR	Assessed Water (York)	AWBandCharge Band 5
<b>Measured non-household</b>					
<b>Volumetric charge less than 50 thousand cubic metres</b>					
Standard tariff 0–5 thousand cubic metres per annum	p/m <sup>3</sup>	87.52	MWIYOR	Measured Water (York)	Metered Volumetric Charges
Standard tariff 5–50 thousand cubic metres per annum	p/m <sup>3</sup>	87.52	MWIYOR	Measured Water (York)	Metered Volumetric Charges
<b>Volumetric charge more than 50 thousand cubic metres</b>					
Banded tariff: <50 thousand cubic metres per annum	p/m <sup>3</sup>	87.52	FWIYOR	Measured Water (York) Falling Block 1	Metered Volumetric Charges
Banded tariff: >50 to 250 thousand cubic metres per annum	p/m <sup>3</sup>	76.88	FW2YOR	Measured Water (York) Falling Block 2	Metered Volumetric Charges
Banded tariff: >250 thousand cubic metres per annum	p/m <sup>3</sup>	76.88	FW3YOR	Measured Water (York) Falling Block 3	Metered Volumetric Charges

**Yorkshire Water unmeasured indicative sewerage charges.**

Description	Units	2023/2024 Indicative wholesale non-household charges	CMOS Tariff code	CMOS Tariff name	CMOS Tariff report name
<b>Unmeasured non-household</b>					
Rateable value charge – Foul charge	p/£RV	186.10	N/A	N/A	N/A
Rateable value charge – HWD charge	p/£RV	18.63	N/A	N/A	N/A
Rateable value charge – Total	p/£RV	204.73	USVYWS	Unmeasured Sewerage	USRVPoundage
Fixed charge (low consumption)	£	53.58	USFYWS	Unmeasured Sewerage	USFixed Charge
<b>Assessed non-household</b>					
Fixed charge (low consumption)	£	53.58	ASIYWS	Assessed Sewerage	ASBandCharge Band 1
Assessed – Small (145m <sup>3</sup> ) – Foul charge	£ per annum	235.42	N/A	N/A	N/A
Assessed – Small (145m <sup>3</sup> ) – HWD charge	£ per annum	23.57	N/A	N/A	N/A
Assessed – Small (145m <sup>3</sup> ) – Total	£ per annum	258.99	ASIYWS	Assessed Sewerage	ASBandCharge Band 2
Assessed – Medium (255m <sup>3</sup> ) – Foul charge	£ per annum	414.01	N/A	N/A	N/A
Assessed – Medium (255m <sup>3</sup> ) – HWD charge	£ per annum	41.45	N/A	N/A	N/A
Assessed – Medium (255m <sup>3</sup> ) – Total	£ per annum	455.46	ASIYWS	Assessed Sewerage	ASBandCharge Band 3
Assessed – Large (550m <sup>3</sup> ) – Foul charge	£ per annum	892.96	N/A	N/A	N/A
Assessed – Large (550m <sup>3</sup> ) – HWD charge	£ per annum	89.40	N/A	N/A	N/A
Assessed – Large (550m <sup>3</sup> ) – Total	£ per annum	982.36	ASIYWS	Assessed Sewerage	ASBandCharge Band 4
Assessed – Extra large (1,000m <sup>3</sup> ) – Foul charge	£ per annum	1,623.58	N/A	N/A	N/A
Assessed – Extra large (1,000m <sup>3</sup> ) – HWD charge	£ per annum	162.54	N/A	N/A	N/A
Assessed – Extra Large (1,000m <sup>3</sup> ) – Total	£ per annum	1,786.12	ASIYWS	Assessed Sewerage	ASBandCharge Band 5

### Yorkshire Water measured indicative sewerage charges.

Description	Units	2023/2024 Indicative wholesale non-household charges	CMOS Tariff code	CMOS Tariff name	CMOS Tariff report name
<b>Measured non-household</b>					
<b>Volumetric charge less than 50 thousand cubic metres</b>					
Standard tariff 0-5 thousand cubic metres per annum – Foul charge	p/m <sup>3</sup>	170.90	N/A	N/A	N/A
Standard tariff 0-5 thousand cubic metres per annum – HWD charge	p/m <sup>3</sup>	17.11	N/A	N/A	N/A
Standard tariff 0-5 thousand cubic metres per annum – Total	p/m <sup>3</sup>	188.01	MS1YWS	Measured Sewerage	Metered Volumetric Charges
Standard tariff 5-50 thousand cubic metres per annum – Foul charge	p/m <sup>3</sup>	170.90	N/A	N/A	N/A
Standard tariff 5-50 thousand cubic metres per annum – HWD charge	p/m <sup>3</sup>	17.11	N/A	N/A	N/A
Standard tariff 5-50 thousand cubic metres per annum – Total	p/m <sup>3</sup>	188.01	MS1YWS	Measured Sewerage	Metered Volumetric Charges
<b>Volumetric charge more than 50 thousand cubic metres</b>					
Banded tariff: <50 thousand cubic metres per annum	p/m <sup>3</sup>	188.01	FS1YWS	Measured Sewerage Falling Block 1	Metered Volumetric Charges
Banded tariff: >50 to 250 cubic metres per annum	p/m <sup>3</sup>	151.97	FS2YWS	Measured Sewerage Falling Block 2	Metered Volumetric Charges
Banded tariff: >250 cubic metres per annum	p/m <sup>3</sup>	138.71	FS3YWS	Measured Sewerage Falling Block 3	Metered Volumetric Charges

**Yorkshire Water indicative surface water charges.**

<b>Description</b>	<b>Units</b>	<b>2023/2024 Indicative wholesale non-household charges</b>	<b>CMOS Tariff code</b>	<b>CMOS Tariff name</b>	<b>CMOS Tariff report name</b>
Surface Water Drainage: Band – A – Up to 500m <sup>2</sup>	£	54.67	SSIWWS	Surface Water Drainage	SWBandCharge Band 1
Surface Water Drainage: Band – B – Up to 750m <sup>2</sup>	£	109.36	SSIWWS	Surface Water Drainage	SWBandCharge Band 2
Surface Water Drainage: Band – C – Up to 1,000m <sup>2</sup>	£	164.04	SSIWWS	Surface Water Drainage	SWBandCharge Band 3
Surface Water Drainage: Band – D – Up to 2,000m <sup>2</sup>	£	218.72	SSIWWS	Surface Water Drainage	SWBandCharge Band 4
Surface Water Drainage: Band – E – Up to 15,000m <sup>2</sup>	£	437.44	SSIWWS	Surface Water Drainage	SWBandCharge Band 5
Surface Water Drainage: Band – F – Up to 35,000m <sup>2</sup>	£	3,280.79	SSIWWS	Surface Water Drainage	SWBandCharge Band 6
Surface Water Drainage: Band – G – Up to 150,000m <sup>2</sup>	£	7,655.18	SSIWWS	Surface Water Drainage	SWBandCharge Band 7
Surface Water Drainage: Band – H – Over 150,000m <sup>2</sup>	£	32,807.93	SSIWWS	Surface Water Drainage	SWBandCharge Band 8



Yorkshire Water indicative trade effluent charges.

Description	Units	2023/2024 Indicative wholesale non- household charges	CMOS Tariff code	CMOS Tariff name	CMOS Tariff report name
Standard tariff <5 thousand cubic metres per annum	p/m <sup>3</sup>	55.58	TEIYWS / TFIYWS / TF2YWS / TF3YWS	Trade Effluent	Labelled as RoBT
Standard tariff >50 thousand cubic metres per annum	p/m <sup>3</sup>	55.58	TEIYWS / TFIYWS / TF2YWS / TF3YWS	Trade Effluent	Labelled as RoBT
Banded tariff: <50 thousand cubic metres per annum	p/m <sup>3</sup>	55.58	TFIYWS	Trade Effluent Falling Block 1	Labelled as RoBT
Banded tariff: >50 to 250 thousand cubic metres per annum	p/m <sup>3</sup>	31.37	TF2YWS	Trade Effluent Falling Block 2	Labelled as RoBT
Banded tariff: >250 thousand cubic metres per annum	p/m <sup>3</sup>	20.95	TF3YWS	Trade Effluent Falling Block 3	Labelled as RoBT
V – Preliminary treatment charge	p/m <sup>3</sup>	54.96	TEIYWS / TFIYWS / TF2YWS / TF3YWS	Trade Effluent	Labelled as Vo
B – Biological treatment	p/m <sup>3</sup>	49.84	TEIYWS / TFIYWS / TF2YWS / TF3YWS	Trade Effluent	Labelled as BoBt
S – Sludge disposal charge	p/m <sup>3</sup>	32.93	TEIYWS / TFIYWS / TF2YWS / TF3YWS	Trade Effluent	Labelled as So
Minimum charge (Annual)	£ per annum	528.45	TEIYWS / TFIYWS / TF2YWS / TF3YWS	Trade Effluent	TEMinCharge
Os – Biological strength of combined sewage	mg/litre COD	840	TEIYWS / TFIYWS / TF2YWS / TF3YWS	Trade Effluent	Labelled as Os
Ss – Sludge strength of combined sewage	mg/litre StS	335	TEIYWS / TFIYWS / TF2YWS / TF3YWS	Trade Effluent	Labelled as Ss

Mogden Formula – please ensure you use the correct unit rate.

$$\text{Unit Charge} = R + V + \frac{(\text{Ot})}{(\text{Os})} B + \frac{(\text{St})}{(\text{Ss})} S$$

## Ofwat PR14 template 2023/2024

This section contains standard Ofwat tables.

### Schedule for measured wholesale water supply. Indicative standard charges for Yorkshire Water.

Volumetric charges per m <sup>3</sup> – falling block tariff (forecast volume shown vertically)	Rate of individual falling blocks shown horizontally						
	0-20MI	20-50MI	50-100MI	100-150MI	150-250MI	250-3,000MI	Over 3,000MI
<20MI	1.5795	1.5795	1.0086	1.0086	1.0086	0.8513	0.8513
20-50MI	1.5795	1.5795	1.0086	1.0086	1.0086	0.8513	0.8513
50-100MI	1.5795	1.5795	1.0086	1.0086	1.0086	0.8513	0.8513
100-150MI	1.5795	1.5795	1.0086	1.0086	1.0086	0.8513	0.8513
150-180MI	1.5795	1.5795	1.0086	1.0086	1.0086	0.8513	0.8513
180-250MI	1.5795	1.5795	1.0086	1.0086	1.0086	0.8513	0.8513
250-750MI	1.5795	1.5795	1.0086	1.0086	1.0086	0.8513	0.8513
750-3,000MI	1.5795	1.5795	1.0086	1.0086	1.0086	0.8513	0.8513
3,000MI and above	1.5795	1.5795	1.0086	1.0086	1.0086	0.8513	0.8513

**Schedule for measured wholesale water supply.  
Indicative standard charges for York Waterworks.**

Volumetric charges per m <sup>3</sup> – falling block tariff (forecast volume shown vertically)	Rate of individual falling blocks shown horizontally						
	0-20MI	20-50MI	50-100MI	100-150MI	150-250MI	250-3,000MI	Over 3,000MI
<20MI	0.8752	0.8752	0.7688	0.7688	0.7688	0.7688	0.7688
20-50MI	0.8752	0.8752	0.7688	0.7688	0.7688	0.7688	0.7688
50-100MI	0.8752	0.8752	0.7688	0.7688	0.7688	0.7688	0.7688
100-150MI	0.8752	0.8752	0.7688	0.7688	0.7688	0.7688	0.7688
150-180MI	0.8752	0.8752	0.7688	0.7688	0.7688	0.7688	0.7688
180-250MI	0.8752	0.8752	0.7688	0.7688	0.7688	0.7688	0.7688
250-750MI	0.8752	0.8752	0.7688	0.7688	0.7688	0.7688	0.7688
750-3,000MI	0.8752	0.8752	0.7688	0.7688	0.7688	0.7688	0.7688
over 3,000MI	0.8752	0.8752	0.7688	0.7688	0.7688	0.7688	0.7688

## Schedule for unmeasured indicative wholesale water supply. Indicative standard charges for Yorkshire Water.

### Unmeasured water

<b>Standing / fixed charge</b>	<b>£ per annum</b>
Assessed – Small (145m <sup>3</sup> )	229.02
Assessed – Medium (255m <sup>3</sup> )	402.76
Assessed – Large (550m <sup>3</sup> )	868.70
Assessed – Extra Large (1,000m <sup>3</sup> )	1,579.45
Assessed – Fixed Charge	47.38
<b>Variable</b>	<b>£ per unit</b>
RV < £1,001	1.8095
RV £1,001 – £5,000	1.8095
RV £5,001 – £50,000	1.8095
RV >£50,000	1.8095
<b>Other</b>	<b>£ per annum</b>
Single lock-up garage	47.38

## Schedule for unmeasured indicative wholesale water supply. Indicative standard charges for York Waterworks.

### Unmeasured water

<b>Standing / fixed charge</b>	<b>£ per annum</b>
Assessed – Small (145m <sup>3</sup> )	126.90
Assessed – Medium (255m <sup>3</sup> )	223.17
Assessed – Large (550m <sup>3</sup> )	481.34
Assessed – Extra Large (1,000m <sup>3</sup> )	875.17
<b>Variable</b>	<b>£ per unit</b>
RV < £1,001	1.0457
RV £1,001 – £5,000	1.0457
RV £5,001 – £50,000	1.0457
RV >£50,000	1.0457
<b>Other</b>	<b>£ per annum</b>
Single lock-up garage	26.26

## Schedule for measured indicative wholesale sewerage.

### Area-based charges (£ p.a.)

Fixed charge	Indicative surface water drainage only	Highway drainage only	Surface water and highway drainage
0-20m <sup>2</sup>	54.67	N/A	N/A
21-99m <sup>2</sup>	54.67	N/A	N/A
100-124m <sup>2</sup>	54.67	N/A	N/A
125-199m <sup>2</sup>	54.67	N/A	N/A
200-299m <sup>2</sup>	54.67	N/A	N/A
300-349m <sup>2</sup>	54.67	N/A	N/A
350-499m <sup>2</sup>	54.67	N/A	N/A
500-649m <sup>2</sup>	109.36	N/A	N/A
650-749m <sup>2</sup>	109.36	N/A	N/A
750-999m <sup>2</sup>	164.04	N/A	N/A
1,000-1,499m <sup>2</sup>	218.72	N/A	N/A
1,500-1,999m <sup>2</sup>	218.72	N/A	N/A
2,000-2,499m <sup>2</sup>	437.44	N/A	N/A
2,500-2,999m <sup>2</sup>	437.44	N/A	N/A
3,000-4,999m <sup>2</sup>	437.44	N/A	N/A
5,000-6,999m <sup>2</sup>	437.44	N/A	N/A
7,000-7,499m <sup>2</sup>	437.44	N/A	N/A
7,500-9,999m <sup>2</sup>	437.44	N/A	N/A
10,000-11,999m <sup>2</sup>	437.44	N/A	N/A
12,000-14,999m <sup>2</sup>	437.44	N/A	N/A
15,000-17,999m <sup>2</sup>	3,280.79	N/A	N/A
18,000-19,999m <sup>2</sup>	3,280.79	N/A	N/A
20,000-24,999m <sup>2</sup>	3,280.79	N/A	N/A
25,000-29,999m <sup>2</sup>	3,280.79	N/A	N/A
30,000-34,999m <sup>2</sup>	3,280.79	N/A	N/A
35,000-39,999m <sup>2</sup>	7,655.18	N/A	N/A
40,000-44,999m <sup>2</sup>	7,655.18	N/A	N/A
45,000-49,999m <sup>2</sup>	7,655.18	N/A	N/A
50,000-74,999m <sup>2</sup>	7,655.18	N/A	N/A
75,000-99,999m <sup>2</sup>	7,655.18	N/A	N/A
100,000-124,999m <sup>2</sup>	7,655.18	N/A	N/A
125,000-149,999m <sup>2</sup>	7,655.18	N/A	N/A
150,000m <sup>2</sup> and above	32,807.93	N/A	N/A

## Schedule for measured indicative wholesale sewerage.

**Volumetric charges –  
falling block (forecast  
volume shown  
vertically)**

**Rate of individual rising blocks shown horizontally**

	<b>0-5MI</b>	<b>5-50MI</b>	<b>50- 100MI</b>	<b>100- 250MI</b>	<b>&gt;250MI</b>	<b>Separate standing charge</b>
0-5MI	1.8801	1.8801	1.5197	1.5197	1.3871	N/A
5-50MI	1.8801	1.8801	1.5197	1.5197	1.3871	N/A
50MI	1.8801	1.8801	1.5197	1.5197	1.3871	N/A
100MI	1.8801	1.8801	1.5197	1.5197	1.3871	N/A
150MI	1.8801	1.8801	1.5197	1.5197	1.3871	N/A

## Indicative foul, highway and surface water (unmeasured).

**Unmeasured wastewater (£ p.a.)**

<b>Fixed charges</b>	<b>Foul only</b>	<b>Indicative foul and highway drainage</b>	<b>Surface water drainage and highway drainage</b>	<b>Full (foul, surface water drainage, and highway drainage)</b>
Assessed – Small (145m <sup>3</sup> )	N/A	258.99	N/A	N/A
Assessed – Medium (255m <sup>3</sup> )	N/A	455.46	N/A	N/A
Assessed – Large (550m <sup>3</sup> )	N/A	982.36	N/A	N/A
Assessed – Extra Large (1,000m <sup>3</sup> )	N/A	1,786.12	N/A	N/A
Assessed – Fixed Charge	N/A	53.58	N/A	N/A
<b>Variable charges</b>				
Per poundage of RV	N/A	204.73	N/A	N/A
RV min< £50	N/A	204.73	N/A	N/A
RV £50 – £1,000	N/A	204.73	N/A	N/A
RV £1,001 – £5,000	N/A	204.73	N/A	N/A
RV £5,001 – £50,000	N/A	204.73	N/A	N/A
RV >£50,000	N/A	204.73	N/A	N/A

## Indicative foul, highway and surface water (unmeasured) – continued.

### Unmeasured wastewater (£ p.a.)

Other charges	Foul only	Indicative foul and highway drainage	Surface water drainage and highway drainage	Full (foul, surface water drainage, and highway drainage)
Single lock-up garage	N/A	53.58	N/A	N/A
General access to supplies: per employee charge	N/A	N/A	N/A	N/A
Car park	N/A	N/A	N/A	N/A
Place of worship	N/A	N/A	N/A	N/A
SWD – Band A – <500m <sup>2</sup>	N/A	N/A	54.67	N/A
SWD – Band B – 500-749m <sup>2</sup>	N/A	N/A	109.36	N/A
SWD – Band C – 750-999m <sup>2</sup>	N/A	N/A	164.04	N/A
SWD – Band D – 1,000- 1,999m <sup>2</sup>	N/A	N/A	218.72	N/A
SWD – Band E – 2,000-14,999m <sup>2</sup>	N/A	N/A	437.44	N/A
SWD – Band F – 15,000-34,999m <sup>2</sup>	N/A	N/A	3,280.79	N/A
SWD – Band G – 35,000-149,999m <sup>2</sup>	N/A	N/A	7,655.18	N/A
SWD – Band H – >150,000m <sup>2</sup>	N/A	N/A	32,807.93	N/A

**Trade effluent.**

Mogden Formula – The S in the table below is £/kg please ensure you use the correct unit £/m<sup>3</sup> in the Mogden Formula.

$$\text{Unit Charge} = R + V + \frac{(\text{Ot})}{(\text{Os})} B + \frac{(\text{St})}{(\text{Ss})} S$$

<b>Volumetric charges per m<sup>3</sup> – falling block tariff (forecast volume shown vertically)</b>	<b>&lt;0.5MI</b>	<b>0.5 – 5MI</b>	<b>5 – 25MI</b>	<b>25 – 50MI</b>	<b>50 – 100MI</b>	<b>100 – 250MI</b>	<b>&gt;250MI</b>	<b>Other large user charge</b>
R = reception and conveyance charge [£/m <sup>3</sup> ]	0.5558	0.5558	0.5558	0.5558	0.3137	0.3137	0.2095	N/A
V = primary treatment (volumetric) charge [£/m <sup>3</sup> ]	0.5496	0.5496	0.5496	0.5496	0.5496	0.5496	0.5496	N/A
Bv = additional volume charge if there is biological treatment [£/m <sup>3</sup> ]	0.4984	0.4984	0.4984	0.4984	0.4984	0.4984	0.4984	N/A
M = treatment and disposal charge where effluent goes to sea outfall [£/m <sup>3</sup> ]	N/A	N/A	N/A	N/A	N/A	N/A	N/A	N/A
B = biological oxidation of settled sewage charge [£/kg]	0.5933	0.5933	0.5933	0.5933	0.5933	0.5933	0.5933	N/A
S = treatment and disposal of primary sewage sludge charge [£/kg]	0.9829	0.9829	0.9829	0.9829	0.9829	0.9829	0.9829	N/A
(V + Bv) = primary treatment with biological treatment [£/m <sup>3</sup> ] (if V and Bv are zero above)	N/A	N/A	N/A	N/A	N/A	N/A	N/A	N/A
Os = Chemical oxygen demand (COD) of crude sewage one hour quiescent settlement	840.0000	840.0000	840.0000	840.0000	840.0000	840.0000	840.0000	N/A
Ss = total suspended solids of crude sewage [mg/litre]	335.0000	335.0000	335.0000	335.0000	335.0000	335.0000	335.0000	N/A
Ot = Chemical oxygen demand (COD) of effluent after one hour quiescent settlement at ph 7	Customer specific							
St = total suspended solids of effluent at ph 7 [mg/litre]	Customer specific							
<b>Fixed charges (£ p.a.)</b>	<b>&lt;0.5MI</b>	<b>0.5 – 5MI</b>	<b>5 – 25MI</b>	<b>25 – 50MI</b>	<b>50 – 100MI</b>	<b>100 – 250MI</b>	<b>&gt;250MI</b>	<b>Other large user charge</b>
Minimum charge	528.0000	528.0000	528.0000	528.0000	528.0000	528.0000	528.0000	N/A



[yorkshirewater.com](http://yorkshirewater.com)

Yorkshire Water Services Limited, Western House,  
Halifax Road, Bradford, BD6 2SZ.  
Registered in England and Wales No.02366682



YorkshireWater