





My Activity Book



Name

Age

Age range: 7-10 years





YorkshireWater



Water is what keeps us alive, without it all plants, animals and people would die, so it is important we know about it and how to use it wisely.

It all starts in the oceans, where the dolphins and sharks swim, it evaporates into the clouds where it condenses and turns into rain or if it's cold enough snow, hail or sleet known as precipitation. Sometimes it goes straight back into the sea and this is a short water cycle or sometimes it takes lots and lots of years to arrive back at the ocean and the cycle starts again.

We never lose water or gain extra – there's the exact same amount on the earth. You're drinking the same water that the dinosaurs did millions and millions of years ago it just goes through lots more cleaning processes to make it clean and safe for you to drink. You'll see it everywhere, so let's go and explore it a bit more.



Word Puzzles

Word Search

Find the following words in the rain drop...

WATER
PICNIC
DAM
RESERVOIR
SEA

WILDLIFE
CLOUDS
TAP
RAIN
RIVER

B A W I L D L I F E
C U S D S L A S A Y
L L Z W E O S M C D
U T O O A F N Y R I
D A F U L T E R A U
G P E S D W E G I Q
R I V E R S Y R N I R
S R E S E R V O I R
L P I C N I C E N S
G E S J Q X B A L I



Anagrams

Can you make some words out of these jumbled up letters? Here's a clue – they're all ways you use water at home.

HTAB _____
RHOWES _____
LITOTE _____
SIDH RHESWA _____
OHES _____
APT _____
LEKTTE _____
NIGHAWS HENICAM _____


WASHING MACHINE
KETTLE
TAP
HOSE
DISH WASHER
TOILET
SHOWER
BATH
Anagrams
FLOOD
PUDDLE
FREEZING
MELTING
DRIZZLE
ICE
SNOW
RAIN
Fill in the blanks

Words search
B A W I L D L I F E
C U S D S L A S A Y
L L Z W E O S M C D
U T O O A F N Y R I
D A F U L T E R A U
G P E S D W E G I Q
R I V E R S Y R N I R
S R E S E R V O I R
L P I C N I C E N S
G E S J Q X B A L I


Fill in the blanks

These are some words related to water. Can you finish them off.


R _ I _ ME _ _ ING
_ _ OW _ _ EEZING
IC _ P _ DD _ E
D _ IZZ _ E FL _ _ D



Help the reservoir water find its way through the pipe maze to the tap




Bird Cake Recipe



What you need

- Empty yogurt pot
- String
- Nuts/peanuts (not salted)
- Seeds
- Oatmeal
- Cheese
- Currants
- Raisins
- Cooled melted fat




Birdcake recipe

This recipe is ideal for using any leftover fat after cooking.


Mix some nuts (peanuts are best, not salted), seeds, oatmeal, cheese, currants and raisins together with a bit of melted fat.

Make a hole in the bottom of the empty yoghurt pot with a sharp pencil and put some string through it. Then fill the pot with the mixture put it in the fridge or freezer until set. Turn the yoghurt pot upside down, remove the set mixture and then hang it up outside.




Picture Gallery


There are lots of things you can do at Yorkshire Water's reservoirs. Have a look at some of the ideas below and draw us a picture of what you think you might look like doing them.



Cycling




Walking



Exploring

Match 'em up

A.



Weeping willow

This tree can grow up to 50ft tall. That's as tall as 4 double decker buses on top of each other.

B.



Alder

Young trees grow very fast, up to half a meter a season.


C.



Ash

Amazingly this tree can live for up to 300 years

D.



Field maple

Maple wood is used for craftwork and also for making violins.

E.



Pine


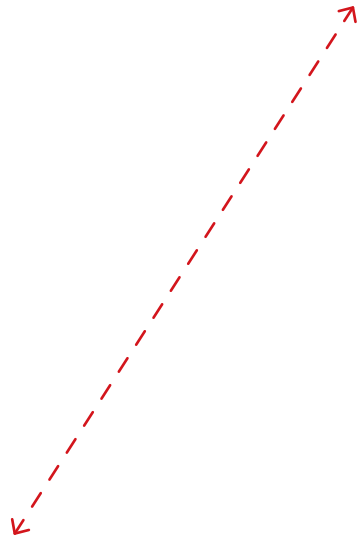
Squirrels love to snack on the seeds found in pine cones.

F.



Oak

A mature oak tree drinks over 50 gallons of water every day.



The Water Safety Code

SPOT THE DANGERS OF WATER!

Water may look safe, but it can be dangerous. Learn to spot and keep away from dangers. You may swim well in a warm indoor pool, but that does not mean that you will be able to swim in cold water.

TAKE SAFETY ADVICE!

Special flags and notices may warn you of danger. Know what the signs mean and do what they tell you.

THE DANGERS OF WATER INCLUDE:




LEARN HOW TO HELP!


You may be able to help yourself and others if you know what to do in an emergency. If you see someone in difficulty, tell somebody, preferably a Lifeguard if there is one nearby, or go to the nearest telephone, dial 999 ask for the Police at inland water sites and the Coastguard at the beach



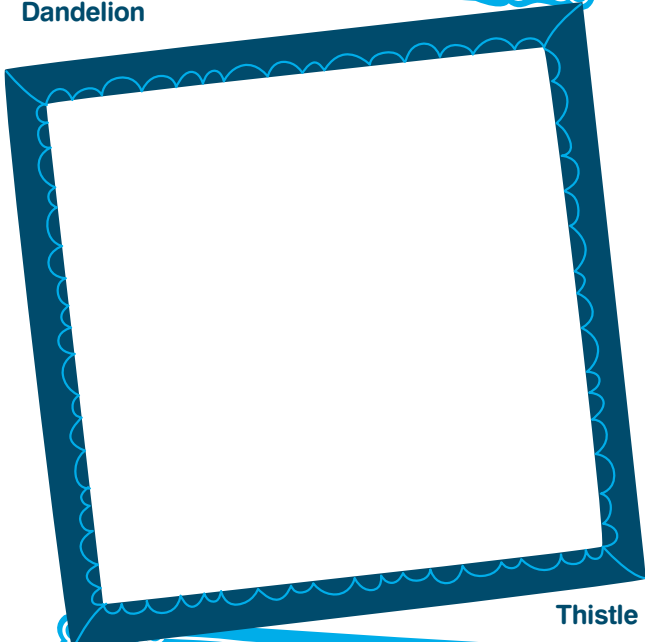
Can you spot any of these plants and you draw them in the boxes...




Dandelion




Daisy




Thistle



Foxglove



Bluebell



Buttercup