


Sanitation and hygiene



Big Wish



What is this?



Big Wish

WaterAid

YorkshireWater

What is this?



This is a boy's toilet at the Sor School in a country called Ethiopia.

The school has 10 toilet rooms like this, which are used by 224 children.



Big Wish

WaterAid

YorkshireWater

What is this?



Big Wish

WaterAid

YorkshireWater

What is this?



You probably have a toilet like this at home.



Big Wish

WaterAid

YorkshireWater

What are the main differences?



Big Wish

WaterAid

YorkshireWater

Meet Hanna...



This is Hanna, she is 7 years-old and lives in Geyi Village in the Mettu district of Ethiopia.

Hanna goes to Sor School.



Big Wish

WaterAid

YorkshireWater

United Kingdom



Ethiopia, Africa



About Ethiopia

Size: 426,373 square miles (1,104,300 square kilometres)

Population: 90,873,739 (in 2011)

Capital: Addis Ababa

Climate: Warm in highlands, hot and dry in lowlands

Languages: Amharic, Arabic, English, Oromigna, Tirigna and others

Currency: Birr



Big Wish

WaterAid

YorkshireWater

Sanitation

2.4 billion
people don't
have access to
good sanitation

Around 900
children under
the age of 5 die
every day from
diseases caused
by dirty water
and poor
sanitation

Across the
world, 34% of
schools don't
have suitable
toilets

Almost a billion
people across
the world have
to poo outside
due to lack of
toilets



Big Wish

WaterAid



How does WaterAid help?



WaterAid/Gullhem Alandry

WaterAid works with the world's poorest people, helping them to access safe water and toilets.



Big Wish

WaterAid

YorkshireWater

How does WaterAid help?



WaterAid/Layton Thompson

WaterAid helps by providing toilets and teaching people how to wash their hands properly to stop illness and disease from spreading.



Big Wish

WaterAid

YorkshireWater

How does WaterAid help?



Thanks to WaterAid, Hanna's school now has new toilet and washing facilities.



Big Wish

WaterAid

YorkshireWater

How does WaterAid help?



Thanks to WaterAid, Hanna's school now has new toilet and washing facilities.



Big Wish

WaterAid

YorkshireWater

Dear friend

I hope you are well and enjoying school. What have you been doing since you last wrote to me? Are your family well?

We have had some exciting news here at school. Our old toilets have been replaced with new facilities. We are all really pleased about this as they are so much cleaner and we now have separate toilets for girls and boys. We also now have hand washing basins with clean running water which means I will no longer miss school due to illness.

Before these were built many of my friends had been poorly as we were unable to wash our hands properly after going to the toilet. My friend was sick for three weeks the last time.

We are all hoping these new facilities will make a huge difference.

Yours sincerely,

Hanna




Big Wish


WaterAid

YorkshireWater

◆ I don't need to wash my hands if I've only had a wee ◆



◆ I don't need to wash my hands if I've only had a wee ◆



You should always wash your hands
before you eat



A

True

B

False



You should always wash your hands
before you eat



A

True

B

False



My hands are just as clean using warm water to wash them as they are using soap and warm water

A

True

B

False



My hands are just as clean using warm water to wash them as they are using soap and warm water

A

True

B

False



Germs do not live on your hands...
they only live on your feet

A

True

B

False



Germs do not live on your hands...
they only live on your feet

A

True

B

False



You only need to wash your hands after stroking a dog and not a cat because cats are cleaner



A

True

B

False



You only need to wash your hands after stroking a dog and not a cat because cats are cleaner



A

True

B

False



When should you
wash your hands?



You should ALWAYS wash your hands ...



Before eating or handling food



After using the toilet



After blowing your nose, coughing or sneezing



After touching animals



After touching rubbish



Before and after touching a sick or injured person



Before and after visiting a hospital ward

How to wash
your hands



1. Wet hands with clean warm running water

2. Apply a small amount of soap

3. Rub your palms together (away from the water)

6. Rub the back of each hand

5. Rub your nails on your palms

4. Rub your fingers and thumbs and bits in between

7. Rinse with clean running water

8. Dry with a clean towel or paper towel



Big Wish

WaterAid

YorkshireWater