


YorkshireWater

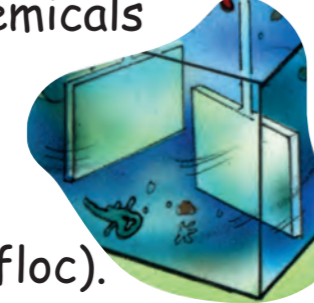
HOW WE MAKE WATER SAFE TO DRINK



1 Screening
Water from a river, borehole or reservoir passes through a huge metal grid (called a screen) to remove things like leaves and twigs.



2 Flocculation
Chemicals are added to act like a magnet for dirt and dangerous germs (called bacteria). The chemicals form a sort of jelly (called floc).



3 Clarification
The floc has to be taken out of the water. Air is bubbled through the tanks to make the floc float to the surface, where it is scraped off.




4 Filtration
Filters filled with sand remove any final traces of the floc. Then, chemicals are added to make the water better for us.



5 Ozone tank
Ozone is a gas which is a powerful disinfectant. It is bubbled through the water to kill any remaining "baddies"



6 Granular Activated Carbon
This is used to remove the "baddies" killed by the ozone gas, as well as traces of metals such as manganese, which, can also be found in the water.



7 Chlorination
Chlorine is added to the water. This kills off any bugs that are in the pipework as the water travels from the water treatment works to your home.



8 Service Reservoir
Once the water has been cleaned, it goes to an underground storage area called a service reservoir and is ready to be piped to your home.

